

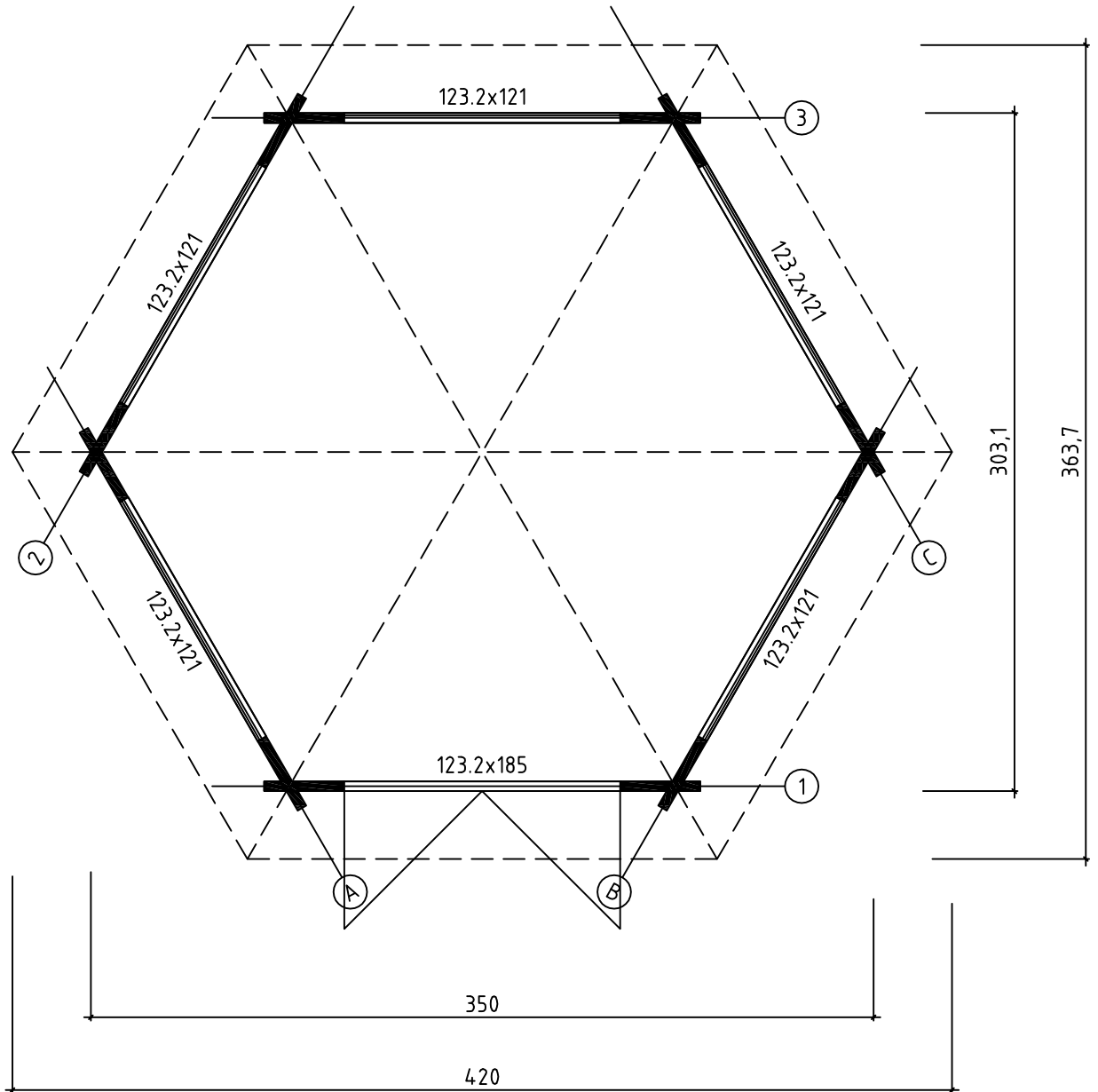
Klokkeblomst
Art. Nr. 442300
1/12



11.10.2013

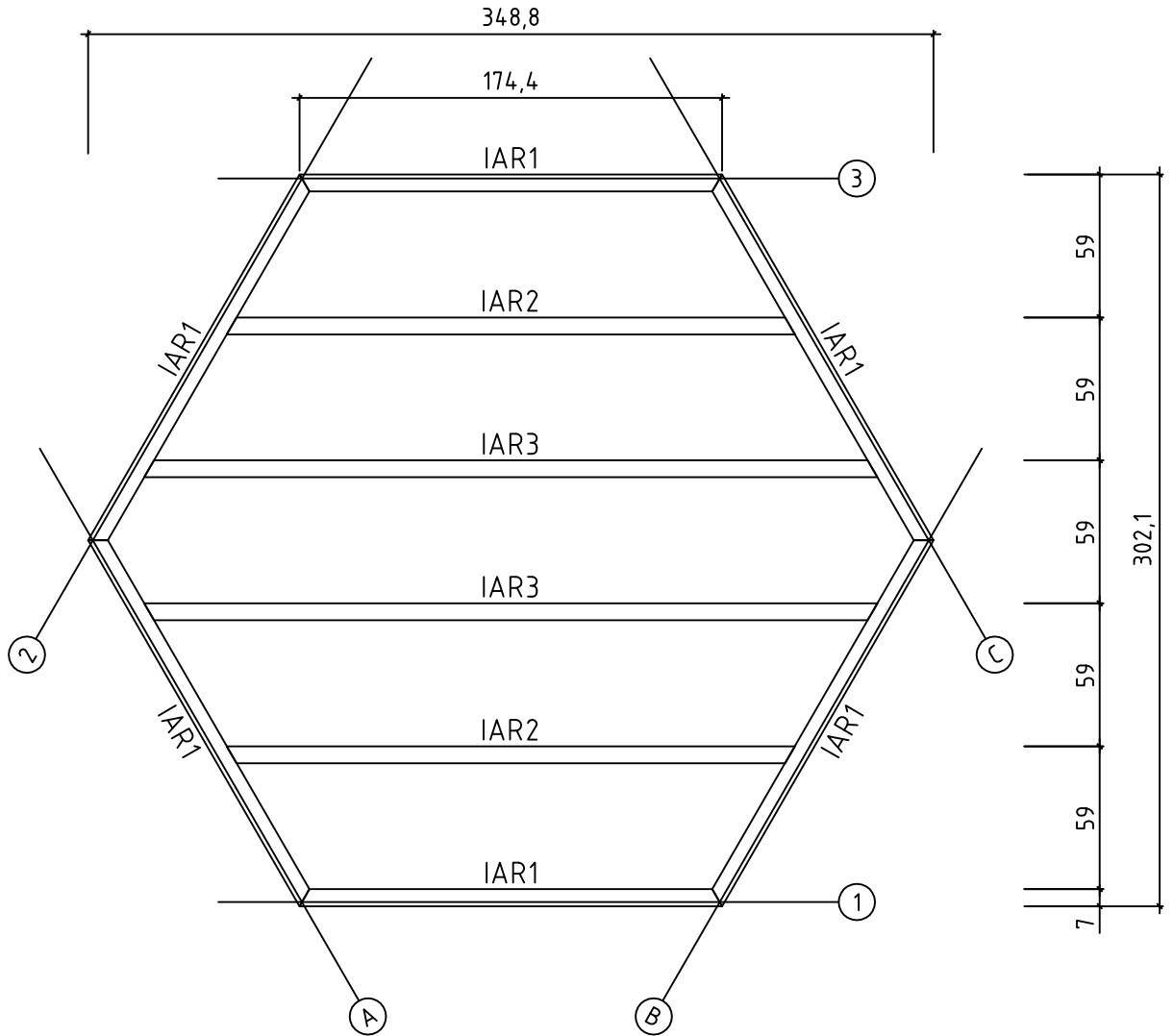
Art.Nr. 442300

GROUNDPLAN - GRUNDPLAN - PLAN DE MASSE



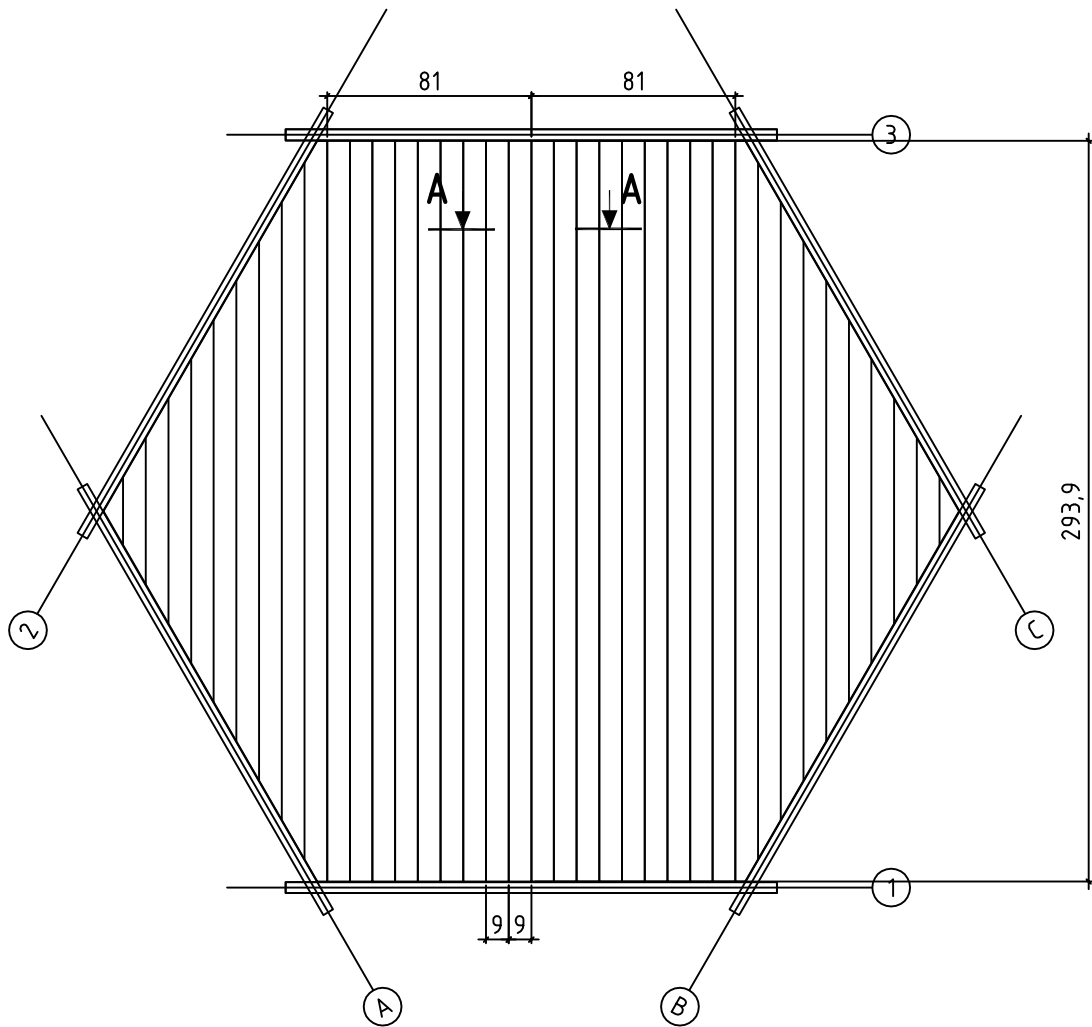
Art.Nr. 442300

FOUNDATION - FUNDAMENT - FONDAZIONE

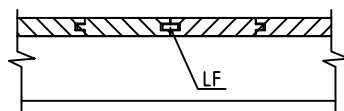


Art.Nr. 442300

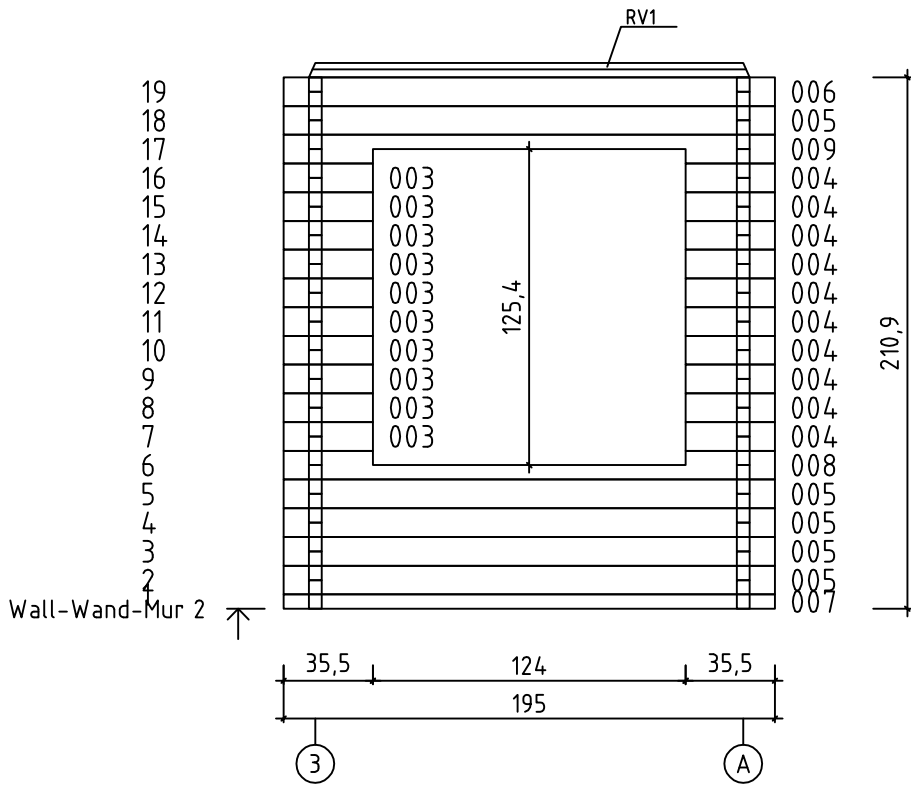
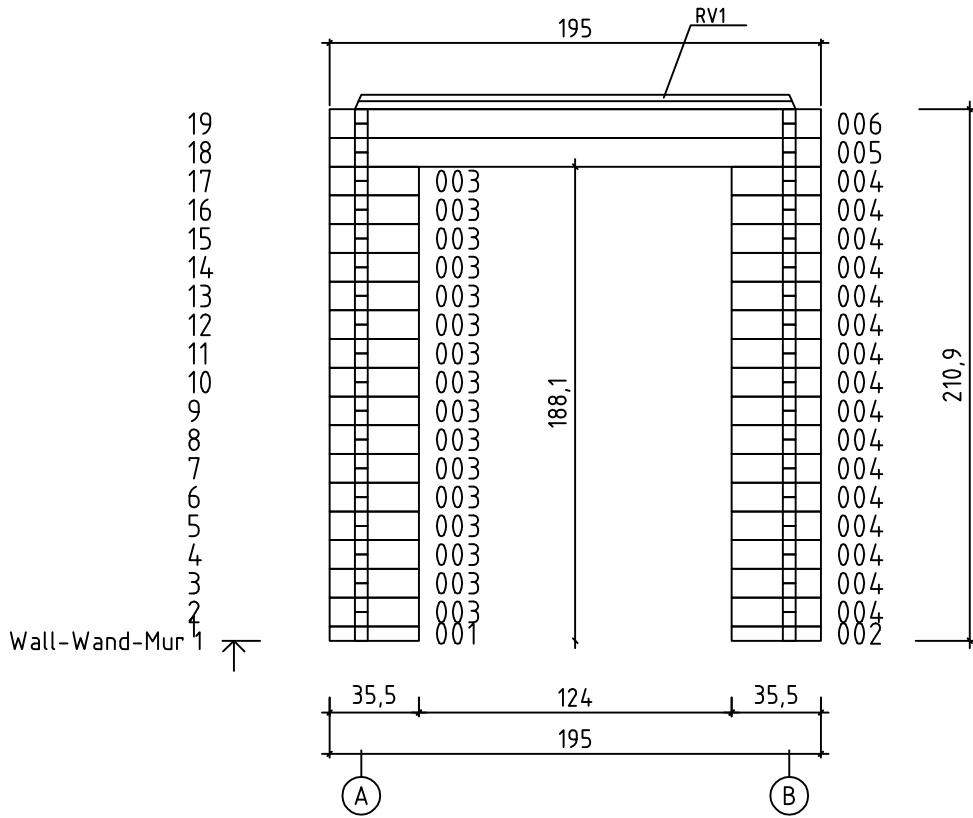
FLOOR BOARDS - FUSSBODENBRETTER - PLAN POSE PLANCHER



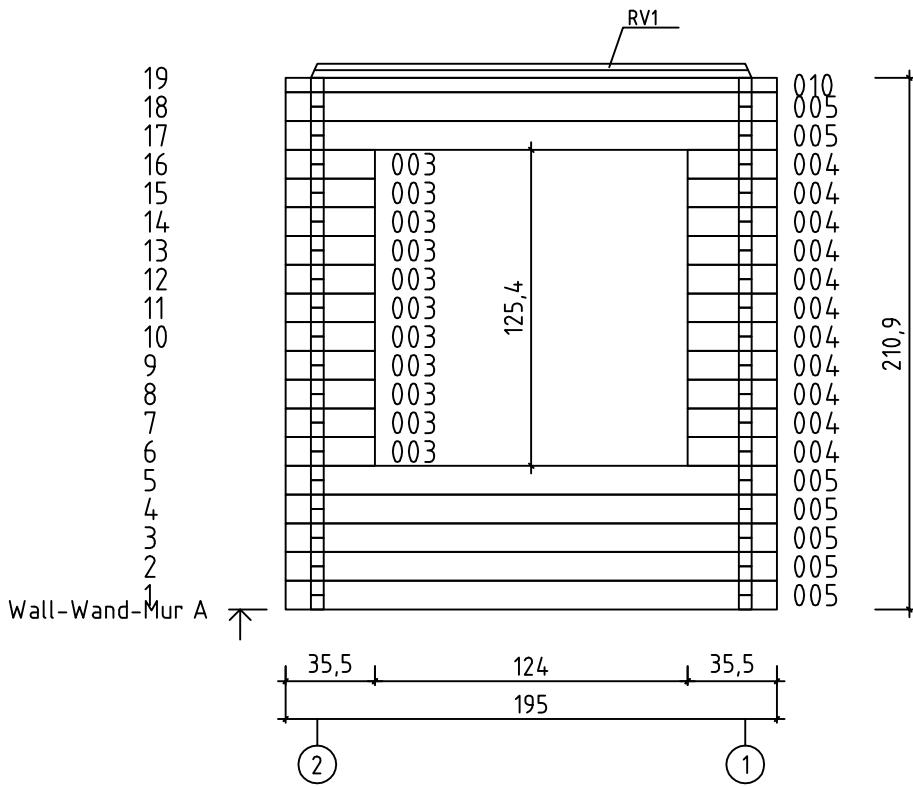
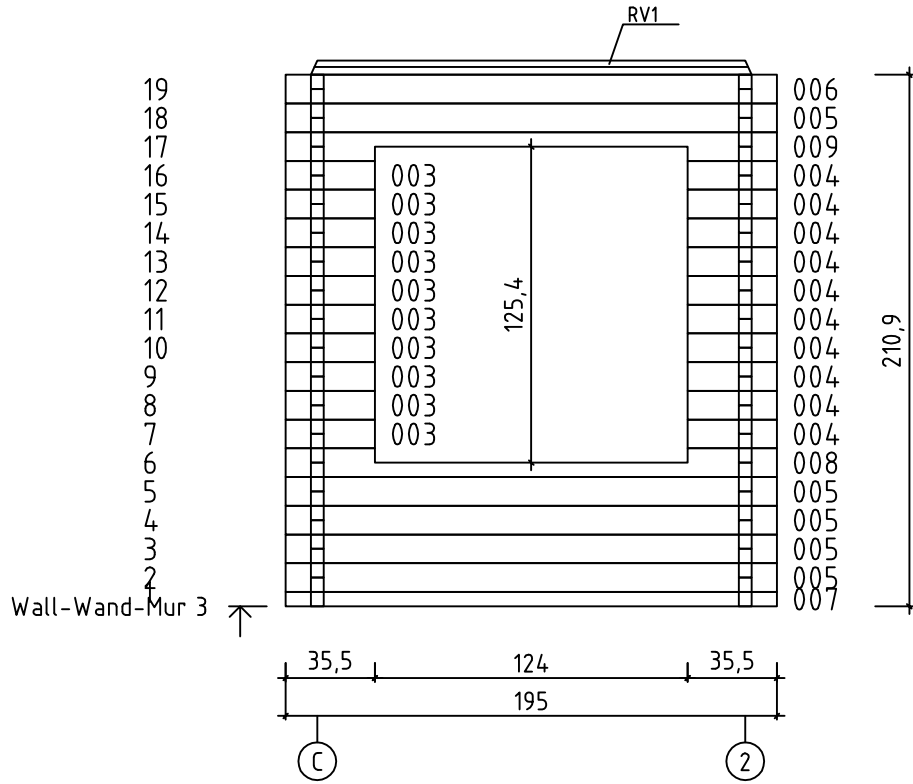
A - A



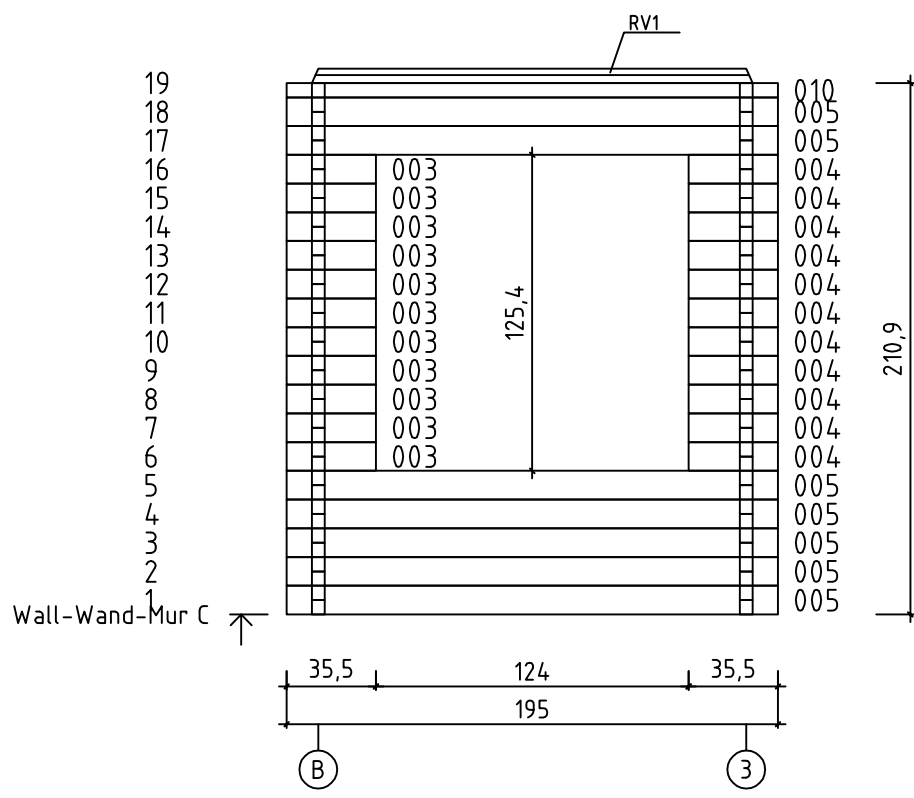
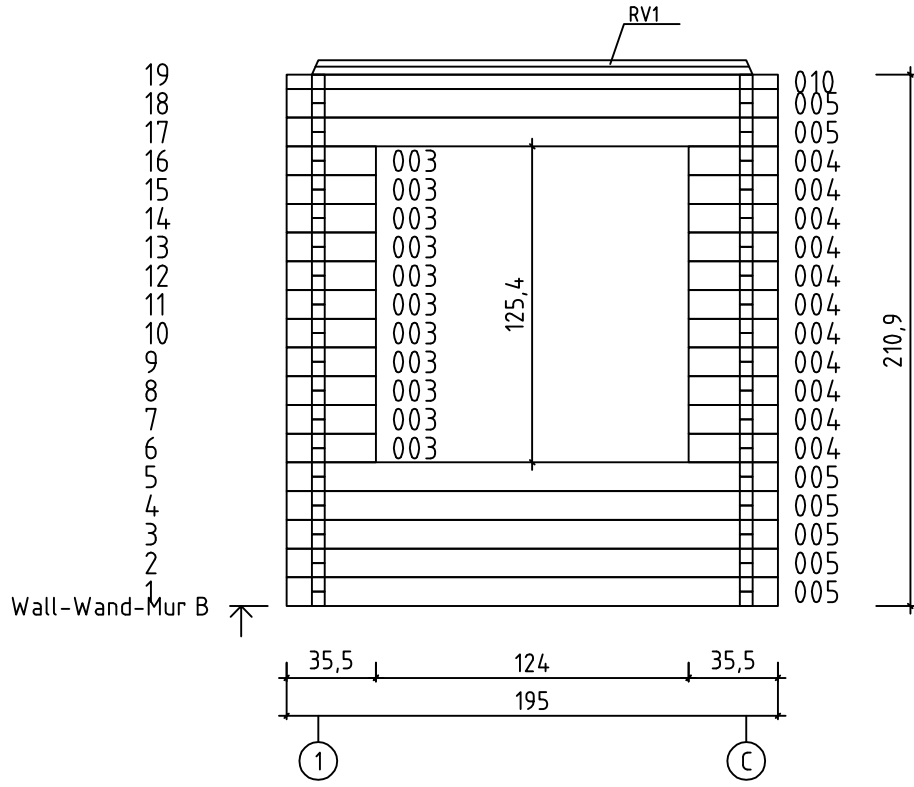
Art.Nr. 442300



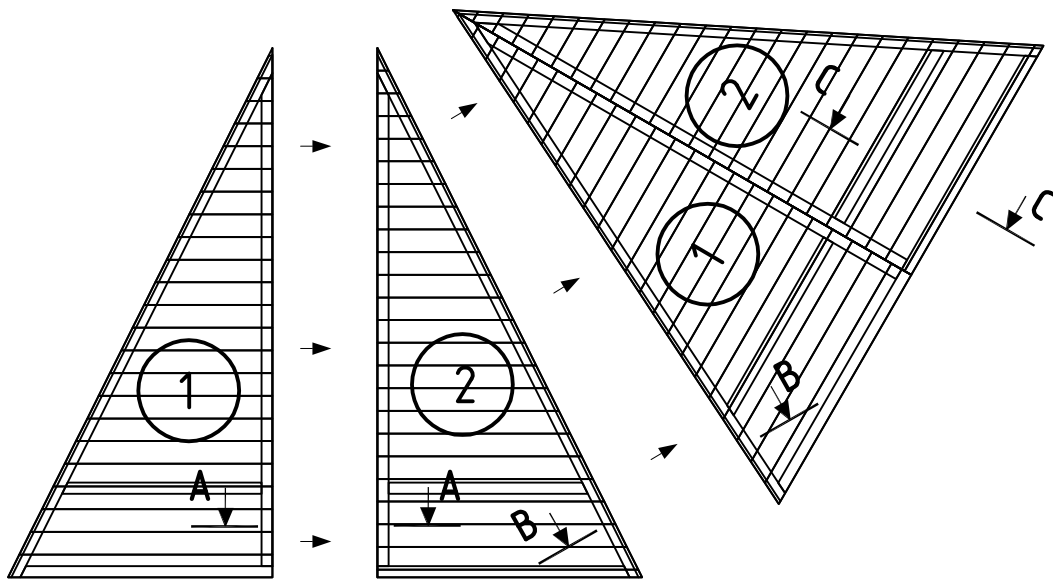
Art.Nr. 442300



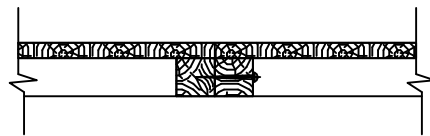
Art.Nr. 442300



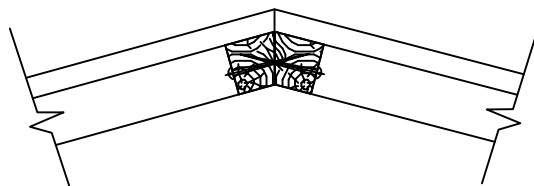
ROOF ELEMENTS - DACHELEMENTEN - PANNEAU DE TOIT PRÉMONTÉ



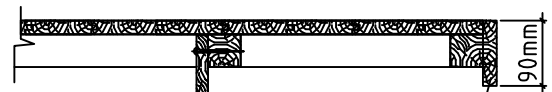
A - A



B - B





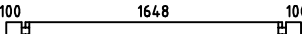
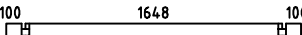



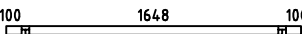
















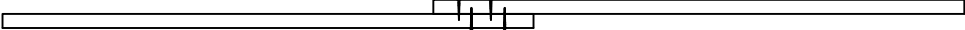
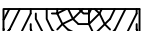

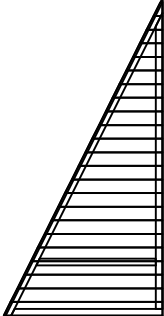
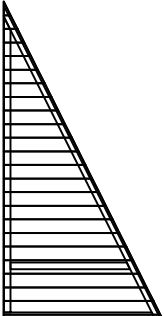
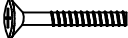






C - C











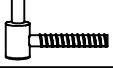

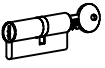

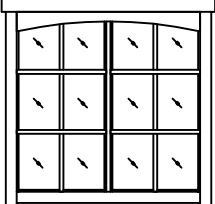
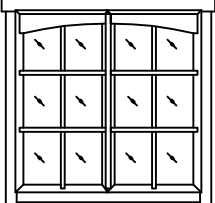


FIX THE FILLET (ML) FOR THE TIME OF ASSEMBLY - BITTE DAS BRETT (ML) FÜR DIE MONTAGE FESTSCHRAUBEN DAMIT DAS DACHELEMENT NICHT RUTSCH
 BAGUETTES DE MAINTIEN, (ML) NECESSAIRES A LA MISE EN PLACE DES PANNEAUX DE TOIT DOIVENT ÊTRE ENLEVÉS APRÈS MISE EN PLACE DU TOIT

EAVES BOARD (TB) - TRAUFBRETT (TB) - PLANCHE DE RIVE (TB)

Pos	11.10.2013	Piecelist - Stücklist - Liste des composants Art.Nr. 442300	9/12	Q.	P. (mm)	L. (mm)
001				1	44x57	355
002				1	44x57	355
003				69	44x114	355
004				69	44x114	355
005				32	44x114	1950
006				3	44x114	1950
007				2	44x57	1950
008				2	44x114	1950
009				2	44x114	1950
010				3	44x57	1950
IAR3	FOUNDATION - FUNDAMENT - FONDATION			2	70x45	3026
IAR2	FOUNDATION - FUNDAMENT - FONDATION			2	70x45	2345
IAR1	FOUNDATION - FUNDAMENT - FONDATION			6	70x45	1744
RV1	WALL FINISHING BOARD - ABSCHLUSSBOHLE - MADRIER SUPÉRIEUR DE FINITION			6	44x57	1750
	FLOOR BOARDS - FUSSBODENBRETTER - - LAME DE PLANCHER			18	90x18	2939
	FLOOR BOARDS - FUSSBODENBRETTER - - LAME DE PLANCHER			2	90x18	2939
	FLOOR BOARDS - FUSSBODENBRETTER - - LAME DE PLANCHER			2	90x18	2760
	FLOOR BOARDS - FUSSBODENBRETTER - - LAME DE PLANCHER			2	90x18	2449
	FLOOR BOARDS - FUSSBODENBRETTER - - LAME DE PLANCHER			2	90x18	2137
	FLOOR BOARDS - FUSSBODENBRETTER - - LAME DE PLANCHER			2	90x18	1825
	FLOOR BOARDS - FUSSBODENBRETTER - - LAME DE PLANCHER			2	90x18	1513
	FLOOR BOARDS - FUSSBODENBRETTER - - LAME DE PLANCHER			2	90x18	1202
	FLOOR BOARDS - FUSSBODENBRETTER - - LAME DE PLANCHER			2	90x18	890
	FLOOR BOARDS - FUSSBODENBRETTER - - LAME DE PLANCHER			2	90x18	578
	FLOOR BOARDS - FUSSBODENBRETTER - - LAME DE PLANCHER			2	90x18	266

Pos	11.10.2013	Piecelist - Stücklist - Liste des composants Art.Nr. 442300	10/12	Q.	P. (mm)	L. (mm)
LF	FITTING SLAT - LOSE FEDER - PROFIL DE JONCTION		1	6x15	2939	
TB	EAVES BOARD - TRAUFBRETT - BANDEAU DE TOIT		6	18x90	2134	
	FLOOR FILLET-FUSSBODENLEISTE - CORNIERE DE FINITION DU PLANCHER		6	18x18	1700	
	ASSEMBLY BATTEN - MONTAGELATTE - BAGUETTES DE MAINTIEN, NÉCESSAIRES À LA MISE EN PLACE DES PANNEAUX DE TOIT		2	28x34	1800	
ML	ASSEMBLY BATTEN - MONTAGELATTE - BAGUETTES DE MAINTIEN, NÉCESSAIRES À LA MISE EN PLACE DES PANNEAUX DE TOIT		12	18x90		
	HAMMER BLOCK - SCHLAGHOLZ - CALLE DE FRAPPE		1			
1	ROOF ELEMENT (LEFT) - DACHELEMENT (LINKE) - PANNEAU DE TOIT PRÉMONTÉ		6	62x1050	2100	
2	ROOF ELEMENT (RIGHT) - DACHELEMENT (RECHTE) - PANNEAU DE TOIT PRÉMONTÉ		6	62x1050	2100	
	STORM PROTECTION WIRE CABLES - DRAHTSEILE FÜR STURMSICHERUNG - CABLES MÉTALLIQUE ANTI-TEMPÊTE		3		6250	
	BOLT FOR WINDOW HANDLE FITTINGS - BOLZEN FÜR FENSTERGRIF BESCHLAG - BOULON POUR POIGNÉE D'OUVERTURE DE FENETRE		8			
	SCREW FOR DOOR FILLET - SCHRAUBE ZUR BEFESTIGUNG TÜRLEISTE - VIS D'ASSEMBLAGE DU CADRE DE PORTE		5	3x30		
	SCREW FOR 1. WALL BEAM - SCHRAUBE FÜR 1. BOHLENREIHE - VIS DE FIXATION DES FONDATIONS		8	5x90		
	SCREW FOR GEORGIAN BARS - SCHRAUBE FÜR SPROSSEN - VIS DE BARRES GEORGIENNE		114	2.5x20		
	SCREW FOR FIXING ROOF ELEMENTS - SCHRAUBE FÜR BEFESTIGUNG DACHELEMENTEN - VIS DE FIXATION DES PANNEAUX DE TOIT		144	4.5x80		
	SCREW FOR ASSEMBLY BATTEN (ML) - SCHRAUBEN FÜR MONTAGELATTE (ML) - - VIS DE FIXATION DES BAGUETTES DE MAINTIEN POUR MISE EN PLACE DU TOIT (ML)		24	4x40		
	SCREW FOR EAVES BOARDS - SCHRAUBEN FÜR TRAUFBRETT - VIS DE FIXATION POUR BANDEAU DE TOIT		18	4x40		

Pos	11.10.2013	Piecelist - Stücklist - Liste des composants Art.Nr. 442300	11/12	Q.	P. (mm)	L. (mm)
		SCREW FOR ASSEMBLY BATTEN - SCHRAUBEN FÜR MONTAGELATTE - VIS DE FIXATION DES BAGUETTES DE MAINTIEN POUR MISE EN PLACE DU TOIT 		4	4x60	
		SCREW FOR FUNDAMENT - SCHRAUBEN ZUR BEFESTIGUNG FUNDAMENT - VIS POUR FONDATION 		14	5x90	
		SCREW FOR FIXING ROOF ELEMENTS WITH RV1 - SCHRAUBE FÜR BEFESTIGUNG DACHELEMENTEN (RV1) - VIS DE FIXATION DES PANNEAUX DE TOIT (RV1) 		48	5x90	
		SCREW FOR WALL FINISHING BOARD RV1 - SCHRAUBE FÜR ABSCHLUSSBOHLE RV1 - VIS D'ASSEMBLAGE DES MADRIERS SUPÉRIEUR DE FINITION RV1 		18	5x90	
		SCREW FOR DOOR JAMB - SCHRAUBE FÜR TÜRRAHMEN - VIS DE FIXATION POUR MONTANT DE PORTE 		4	5x90	
		WINDOW HANDLE FITTINGS - FENSTERGRIFF - POIGNÉE D'OUVERTURE DE FENETRE 		4		
		ZN NAIL FOR FLOOR FILLET - ZN NÄGEL FÜR FUSSBODENLEISTE - POINTE POUR CORNIERE DE FINITION DU PLANCHER 		24	1.4x40	
		SET OF DOOR LOCK COVERS - SCHLOSSBLENDEN - SET DE GARNITURES DE SERRURE DE PORTE 		1		
		SCREW FOR DOORSTEP - SCHRAUBEN FÜR SWELLE - VIS DE FIXATION DU SEUIL DE PORTE 		3	4.5x65	
		ZN NAIL FOR FLOOR - ZN NÄGEL FÜR FUSSBODENBRETTER - CLOUS POUR PLANCHER 		214	2x50	
		MALE BOLT HINGE FOR DOOR - TÜRRIEGEL - PARTIE MALE DE CHARNIERE DE PORTE 		6		
		SCREW-EYELETS FOR STORM PROTECTION - SCHRAUBÖSEN FÜR STURMSICHERUNG - OEILLETS DE VISSAGE POUR LAME ANTI-TEMPÊTE		6		
		CLAMPS FOR STORM PROTECTION - KLEMMEN FÜR STURMSICHERUNG - COLLIER POUR LAME ANTI-TEMPÊTE		12		
		TURNBUCKLES FOR STORM PROTECTION - SPANNSCHLÖSSER FÜR STURMSICHERUNG - TENDEUR À VIS POUR LAME ANTI-TEMPÊTE		3		
		DOOR HANDLE FITTINGS - TÜRGRIFF - SET DE GARNITURES DE SERRURE DE PORTE 		1		
		CYLINDER LOCK - ZYLINDERSCHLOSS - CYLINDRE DE SERRURE 		1		
		WINDOW FIXATOR - FENSTERFIXIERUNG - FENÊTRE FIXATOR 		2		
		WINDOW - FENSTER - FENETRE 1232x1210 	TAK.1.106.SM0.Kd	3		
		WINDOW - FENSTER - FENETRE 1232x1210 	TAK.1.106.SVP.Kd	2		

